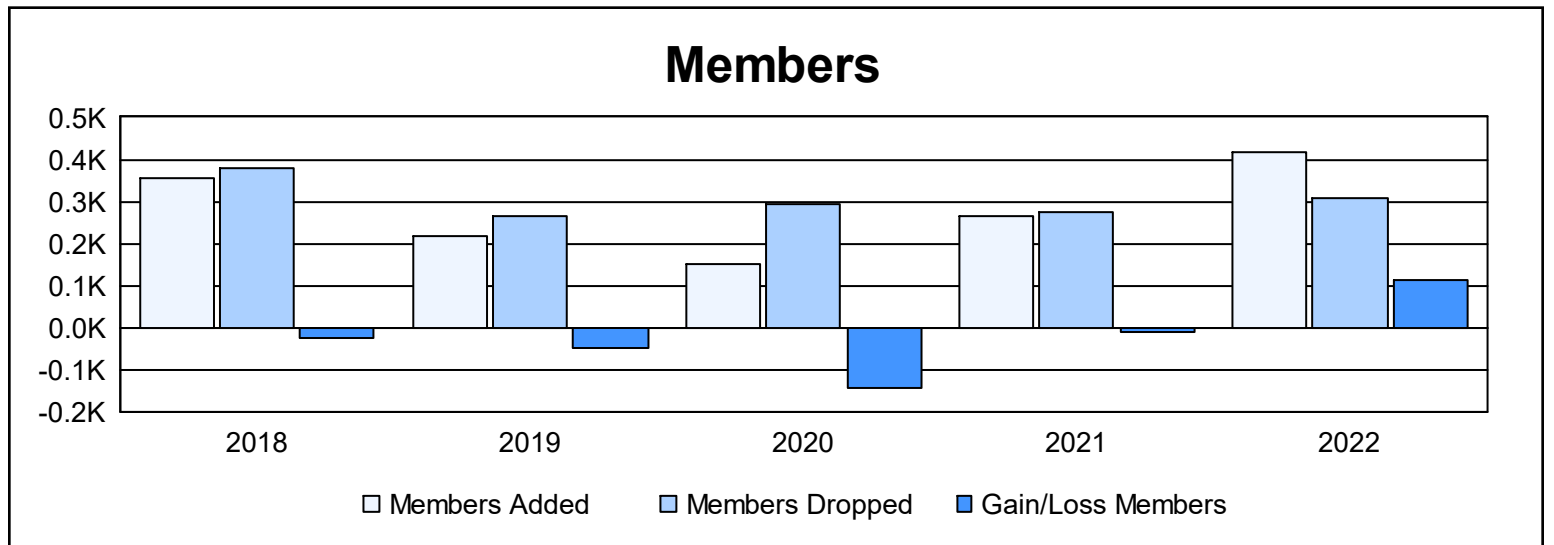
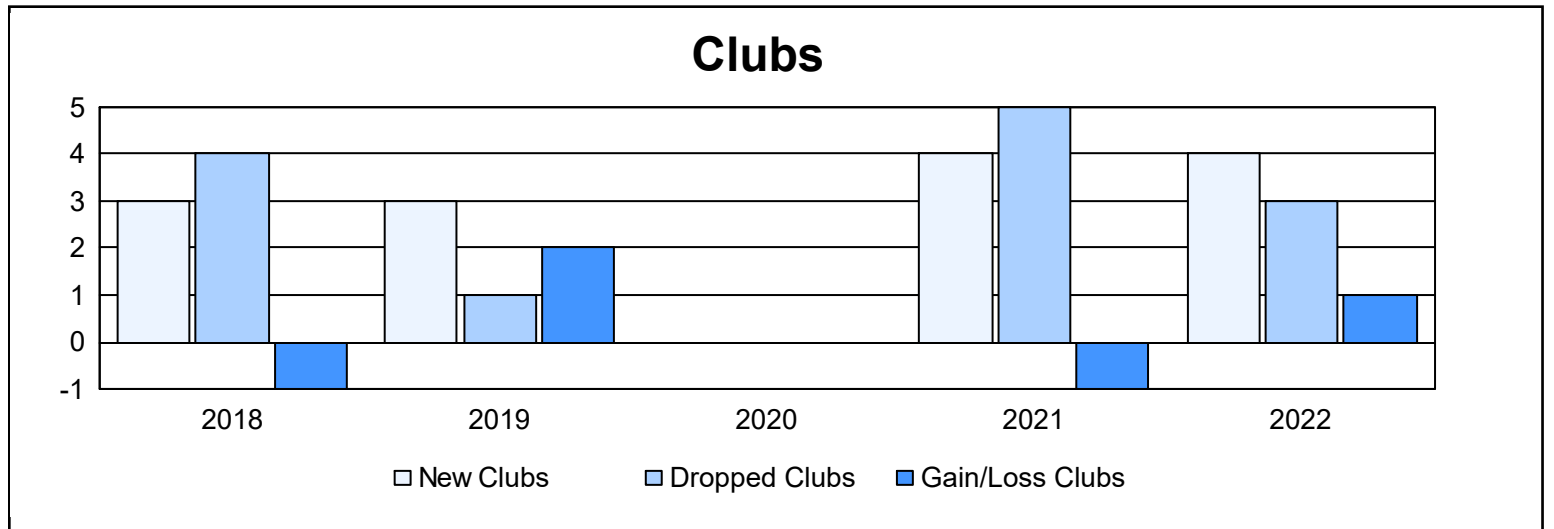
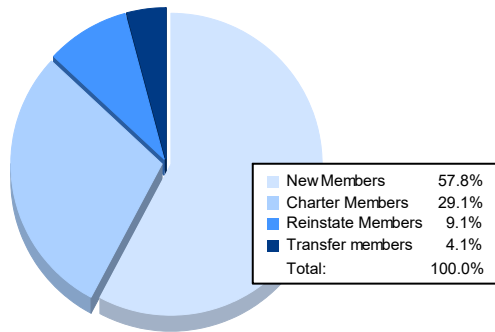


Year	New Clubs	Dropped Clubs	Gain/ Loss Clubs	New Members	Charter Members	Reinstate Members	Transfer Members	Total Member Added	Total Members Dropped	Gain/ Loss Members
2017-2018	3	4	-1	175	122	54	2	353	378	-25
2018-2019	3	1	2	105	101	11	1	218	265	-47
2019-2020	0	0	0	110	3	37	1	151	293	-142
2020-2021	4	5	-1	108	106	46	3	263	275	-12
2021-2022	4	3	1	242	122	38	17	419	306	113
<b>Average</b>	<b>3</b>	<b>3</b>	<b>0</b>	<b>148</b>	<b>91</b>	<b>37</b>	<b>5</b>	<b>281</b>	<b>303</b>	<b>-23</b>



### Membership Composition June 2022 Cumulative



### Gender Composition June 2022 Cumulative

